
QUEENSLAND ONE TWO FIVER



'Shake 'n' Bake' QLD State Champion

September 2010

NUMBER 221

ASSOCIATION MEETINGS ARE HELD ON THE FIRST TUESDAY OF EACH MONTH AT THE BRISBANE SAILING SQUADRON, QUAY STRET BULIMBA, COMMENCING 7.30PM

NATIONAL 125 ASSOCIATION (QUEENSLAND DIVISION) OFFICE BEARERS 2005/2006

PRESIDENT Grant Steinback
7 Vermouth Place,
Carseldine, 4034.
Ph. 0438 129 779
Practical_magician@hotmail.com

MEASURER Bob Sayer

VICE PRESIDENT

ASSISTANT MEASURER Doug Brewer
44 Raeside St
Westlake 4074. 3376 4790

SECRETARY Brenda Steinback
7 Vermouth Place
Carseldine 4034
Ph. 3263 5583
rbgdstein@powerup.com.au

EDITOR

TREASURER Derek Miles

OFFICIAL STOCKISTS Jeremy Manders
and Doug Brewer

REGISTRAR Bob Sayer
PUBLICITY OFFICERS Jenny Anderson 127 Raeburn Street, Manly 4179.
Joanne Luscombe 81 Petersen Street, Wynnum North 4178.
COMMITTEE Mark Robba Ph 3390 4363
Ian Davis Ph 3396 1722

NORTH QUEENSLAND REPRESENTATIVE

YOU CAN OBTAIN FROM THE QUEENSLAND 125 ASSOCIATION	COST
• Full size plan set made from Mylar and digitally stored on disc. Hire of plan set (refundable if plans returned in good order) Fee for issue of boat no., postage, handling costs incurred with hiring plans	POA
• Boat Measurement at time of construction or change of ownership	\$5.00
• Measurement and Construction Rules, Effective June 1, 1997	
• Building and Construction Rules Version 1996 plus additions (An updated version will be completed shortly, plus instruction guide to build a Fibreglass Sandwich Construction, i.e. Foam Boat)	
• Guide to applying a Centreboard Gasket (Do it right the first time)	
• Rigging Guide eg. General mast rake and rig tension settings	
• Use of mould for construction of foam hull Contact Mark Robba ph. 3390 4363	POA

SPARS	PRICE	STOCK	SPARS	PRICE	STOCK
Masts old	\$145	2	Masts Stiffeners	\$50	3
Masts new	\$153	17	Booms	\$75	21
Masts new	\$163	163	Spinnaker Poles	\$30 sml or \$50 lrg.	2 sm & 0 lrg.

RUDDER BOXES Aluminium rudder boxes for sale. Proven Design \$60.00 Supplied are the following: Aluminium Cheeks and 1.5m Aluminium Box section to fabricate and assemble rudder box and tiller. **Contact Doug Brewer Wk 3376 2723 or Hm 3376 4790**

MAST PLUGS Cast Aluminium plugs are now available for the base of masts from Doug Brewer, Contact as above. Price \$10.00 each.

National and Queensland Web Site

www.125assoc.com

Cover: The winners of the South East Queensland Titles

Presidents Word

It has been a quiet off season with most crews enjoying a break from sailing. Darling Point Sailing Squadron has been running a winter series that has attracted about half a dozen 125 to each race. Lachlan Robba has been showing that he is a top skipper in the making sailing 'Shake n Bake' to race wins with brother Tim crewing. Kevin Cameron's 505 Crew Matt Bowden has swapped the 505 for a 125 introducing his daughter to the fun of crewed boats sailing the July winter series race in 'J'.

This season Vicky and I are joining a number of former 125ers (Chris Anderson, Andrew Triggell and James Chilman) in sailing Cherubs out of Darling Point. Also moving on to other classes, namely the 13 foot skiff, are Tom Richers, Jake Burns, Angus Morrison, Dimity Hanlon, Will Turner, Pat Hanlon, Caitlyn Duignan and soon to be joined by Oliver Burgess. Vicky and I will be back to keep the mid fleet honest at the states next year.

But all is not lost, waiting in the wings are a large number of Sabot sailors who are starting their last season in Sabots. Through the season we will be organising 'try a 125' with these kid. Also, due to Cherub sailing on Sundays, I will be available to take anyone interested in 125 for a sail.

Upcoming Events,

- Measurement day, will be held in early September at BSS. Please contact me or Bob Sayer if your boat needs to be measured.
- First BSS race is on the 4th of September. www.bss.yachting.org.au
- First DPSS race is on the 12th of September www.dpss.org.au
- Early November, National 'Come Try Sailing Day' Details TBC
- December 2010, 'Battle of Waterloo' hosted by DPSS, this regatta will again be used as our South East Queensland Championships.
- December-January National Championships in Esperance, I have information packs that I can make available for anyone interested in making the leisurely drive.
- Easter 2011, State Championships at (where else but) Hervey Bay

Look forward to seeing you on the water during season 2010-2011

Grant Steinback



CLUB CONTACTS (please inform me of the correct sailing information for your club, Editor)

CLUB	CONTACT	SAILING DAY
Bribie Island Sailing Club	Horrie Hunt 5497 4248 Doug Wilson 3410 7110	4th Sundays of the month varied start times - check!
Brisbane Sailing Squadron (BSS)	Doug Brewer 3376 4790	SATURDAYS Start 2.00pm
Cleveland Yacht Club Web site: www.cyc.asn.au	Andrew Matthew (07) 3285 1856	SUNDAYS check club web site for varying start times
Darling Point Sailing Squadron	Lyn Hanlon (07) 3393 3899	SUNDAYS Start 2pm
Keppel Bay Sailing Club	Carl Brown (07) 4927 5313	Sundays
Lourdes Hill College Sailing Club Sail at Lourdes Hill	Jenny Anderson 3396 9555	SATURDAYS 8.30am to 12.30 pm
Maryborough Sailing Club	Arthur Saurenman (07) 4123 1966	SUNDAY afternoon, Queens Park on the Mary River.
Oxley Sailing Club	Peter Triggell (07) 3374 2467	SATURDAYS
Royal Qld Yacht Squadron	Ian Davis (07) 3396 1722	SAT (Two races) Start 1.00 pm
South Brisbane Sailing Club	Alan Gibson 3349 3539	SATURDAYS Start 2.30 pm
Southport Yacht Club	Colin Metcher (07) 5530 6648 Horizon Sails (07) 5591 3693	
Townsville Sailing Club	Brian Jones (07) 4772 2632	SUNDAY afternoon
Whitsunday Sailing Club	Kaye Williams (07) 4946 6638	

125 CLASSIFIEDS

Looking for a versatile sailing dinghy to give you years of family fun from teaching the kids to sail to watching them leave you behind, that is unless you sail as well as Doug Brewer and John Anderson in *J*.

Log on to our web site <http://125assoc.com> and browse the advertisements.

Interested in further information? Any one of the Queensland office bearers listed here on page 2 will be happy to talk to you for hours about messing about with boats, particularly 125s.



Blast from the past, anyone want to guess which nationals and which year?

RECENT REGATTAS

Nineteen 125's faced the starters gun for the 2009-2010 Queensland State Championships hosted by the Maryborough Sailing Club. the 19 starters, included 12 'A' division boats 7 'B' division including 1 boat from New South Wales. the 7 entries in the B division was the largest 'B' fleet for many years, giving the young and young at heart the chance to enjoy close racing without the pressure of the top crews in the A division.

The weekend featured typical Easter weather with mostly 10-15 knots of breeze with the occasional squall of 20+knots and, post squall, as low as 5 knots. The light to medium conditions suited the lighter crews with the heavy crews forced to wish for more breeze. One of the crews who made the most of the conditions was 'Shake 'n' Bake', who went on to win the series.

The existing crews lined up against some new or changed combinations;

Shake 'n' Bake (Tim and Lauren Robba), who despite only having sailed together a handful of times this season showed why they are one of the top QLD combinations by winning 4 races.

'J' (Doug Brewer and John Anderson), who as always provide a lot of mentoring for the young and not so young crews. Sailed brilliantly as always to provided close competition to Shake 'n' Bake, Waterloo and Swish.

Waterloo (Jenny Anderson and Joanne Luscombe), unfortunately due to Jo living in Adelaide and Jenny sailing 13's the girls haven't sailed together since the last states. this didn't slow them down and 10+ years sailing together showed and they were right on the pace all weekend.

Oddly Enough! (Vicky Callow and Grant Steinback), haven't sailed a 125 much season due to work and Cherub sailing, but we were able to keep the young kids in the mid fleet honest.

She Waits for no Man (Derek Miles and Bob Sayer) who had a nice relaxing weekend on the water, except for the 2 broken trapeze ~~wires~~ ropes.

Some crews teamed up with new crews

Chemically Enhanced, Oliver Burges teamed up with new crew Jonas Trefu, giving those of us in the front of the mid fleet some very close racing.

Swish, Belinda Luscombe brought on board experienced skipper Matt Von Bibra and gave the other top boats a run for their money and ended up 3rd overall in a very close series.

Accelerando, Emma Turner moved from the back of the boat to the front and brought in Natalie Koreman to steer the boat.

Osprey, this year Irene stepped out of the boat 'to have a quiet weekend' and Emily Dahl stepped in to steer the boat for the weekend with Arthur crewing

And finally, the new crews

Legend boat Sparkler sailed by Former Sabot sailor Max Von Richter with Jess Eutick. Max and Jess only sailed the boat a couple of times but were able to the spinnaker up and Jess was able to trapeze by the end of the weekend

Apollo (Alex Kerr and Max ???) discovered how much faster a 125 is compared to a sabot and sailing brilliantly to win the double of Juniors and Handicap . As one of the boats that was close to Apollo I can say that with a seasons worth of practice this crew may be able to challenge the top boats!

Blurred Image (David and Victoria Boulton), despite having only sailed the boat for a few months they were able to finish 4 of the 5 races (the race they didnt finish was due to a minor piece of gear failing). they were also able to get through the 20knot squalls without capsizing and were able to get the kite up a couple of times.

Finally the Lourdes Hill crews who like to keep things fun, varied and social by changing crews and boats on a regular basis. These crews also included the mums and dads who sailed the boats in after the wind came up and the girls struggled keep the boats upright.

The B division as always gave a number of young or inexperienced crews a chance to get out onto the water. The crews included;

experienced skipper Chris Taylor (from NSW) and his junior crew who had only been sailing for a few months

Lourdes Hill College made up half of the B division and it gave a lot of the girls the chance to get out on the water.

New boats

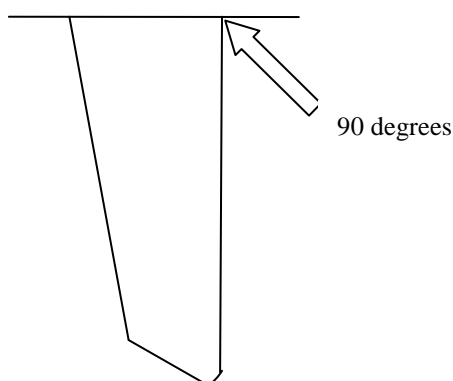
For anyone interested in building a new boat, there have been a number of changes to the rules of construction and measurement. The rules that have been modified tighten up some of the hull measurements currently not covered in detail in the rules. The updated measurement rules will be available soon on the web page. If you are interested in building a new boat contact Grant Steinback or Bob Sayer.

Tuning a 125, the basic steps

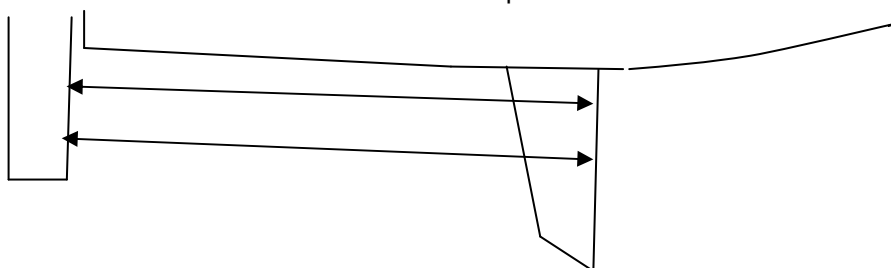
Tuning a 125 is one of those things that takes time and patience. However there are a number of tried and tested starting points which are listed below. This list is things to do before you hit the water, there is another long list of on the water tuning steps that will be covered in another newsletter.

Step 1: Firstly the setup of the foils;

1. Centreboard, 90 degrees to the keel and leading edge of the board. The centreboard is to be as far forward as the rules allow and maximum extension below the hull



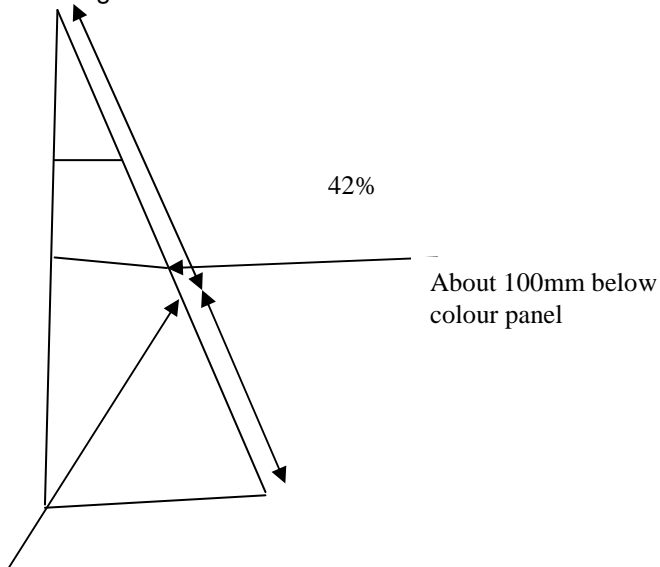
2. Rudder blade, the leading edge of the centreboard and rudder blade are parallel. i.e. both of the measurements noted below are parallel



Step 2: Second the setup of the rig

3. Mast rake, mast rake on a 125 is measured from the bottom of the top black band on the mast to the intersection of the stern post (where the rudder pintles bolt on) and the keel. This measurement is a starting point only, every boat is different so some experimentation will be necessary.
4. 6140 is the generally considered starting point.
5. When sailing upwind in about 8 knots (sitting on the side, not trapezing and keeping the boat FLAT) if you let go of the helm the boat should steer in a straight line and maybe bear up slowly.
6. Rig tension about 90Kg's on the forestay (using a Loos gauge), about 18-20 depending on the diameter of wire used
7. Mast should be straight with full rig tension
8. If you run a sting line from the hounds to the side chainplates, the spreaders should push the wire 20mm out and 20mm forward from the string line

9. jib sheeting angle, to check the jib sheeting angle project a line from the jib fairlead on the deck through the eye in the clew of the sail and through to the luff of the sail. The starting point sheeting angle is about 42% of the distance up from the tack of the sail. On a Norths sail there is a seam that can be used as the reference point. When you are sailing, all telltails breaking at the same time.



10. Main, pulled up the mast to be as close to the black band as possible
11. Mark the jib sheets where the sheet passes through the fairlead as a quick reference.

Step 3: Write it all down

12. Write down the settings for your boat, especially when you change something. I have had a book for my boat for about 2 years since I built a new mast. every time I change something I write it down, so if it doesn't work, I know what the setting were before. When you have the setting right, write then on the boat so you won't lose them
On the following page is the tuning guide that I use for my boat.

Boat tuning Record

Date	
Venue	
Wind conditions	
Sea conditions	
Tide	
Stay Positions	
Port	
Starboard	
Forestay	
Rig Tension	
Mast Rake	
Jib Sheeting Angle	
Jib Car Position	
Cunningham position	
Vang Tension	
Outhaul Tension	
Jib Cunningham Position	
Ram Position	
Spreadder Rake (from forestay _____mm from bow chainplate)	
Centreboard Position	
Notes	

SUBSCRIPTION RENEWAL QUEENSLAND 125 ASSOCIATION

Your membership entitles you to:

- Entry into official 125 Association events.
- Membership for all members of your immediate family.
- Subscription to the 125er magazine and additional year for past members (non-financial) are also sent a copy for one full year.
- Financial year is from 1 July to 30 June
- Please complete the following:

Name: _____ D.O.B. (if under 19): / /

Address: _____

_____ Telephone Number: _____

Please also enter the names of the following members of my immediate family:

Name: _____ Date of Birth (if under 19)

_____ / /

_____ / /

_____ / /

_____ / /

Boat Name: _____ Sail Number: _____

Yacht Club: _____

Please enclose your cheque/money order for
\$25.00 for the 2009/2010 annual subscription and
Mail To: The Treasurer, 125 Association,
c/o 7 Vermouth Place Carseldine 4034.

CHANGE OF OWNERSHIP Please let us know if you have sold your boat

Boat Name _____ Sail Number _____

The above boat has been sold and membership transferred to:

Name _____ Phone Number _____

Address

Yacht Club

I do/do not wish to continue to receive a copy of the 125er
Signed _____

SEASON SUBSCRIPTION NOW DUE